

# Start A Business of

## Low Relaxation Pre-Stressed Concrete Steel Strand (LRPC)

Most Profitable Idea for Production of Low Relaxation  
Pre-Stressed Concrete Steel Strand (LRPC)



# Introduction

Low relaxation PC stranded wire is the idea that pre-stress steel strands buried in concrete will gradually lose the applied stress in a mathematically proportional manner as time goes on. A high-grade, low-relaxation, 7-strand steel cord known as pre-stressed concrete strand (PC strand) is used to reinforce and strengthen pre-stressed concrete structures.

For its exceptional quality and dependability, Low Relaxation PC Strand is well known. The most common materials used to introduce prestressed in a Pre-Stressed Concrete (PSC) structure are Prestressed Concrete Wire and Strand (PC) strands.

**Visit this Page for More Information: [Start a Business in Steel Industry,](#)**



# Uses/Applications

When prestressing concrete for the construction of bridge beams, shopping centres, parking garages, high-rise buildings, highways, roads, and other different types of constructions, steel strands known as LRPC (Low Relaxation Pre-Stressed Concrete) are utilized. When pre-stressing concrete to build different sorts of constructions, low relaxation PC strands (LRPC) are used ( Road, River, Railway Bridges and Flyovers, Atomic reactor domes, Slabs, Silos, Hangers, Aqueducts, High rise buildings, Viaducts and Railway sleepers). A high-grade, low-relaxation, 7-strand steel cord known as pre-stressed concrete strand (PC strand) is used to reinforce and strengthen pre-stressed concrete structures. This strand is made of high-carbon steel with a high tensile strength since it is used in essential applications, and it is produced to the highest standards to guarantee durability.



**Related Business Plan:** [Steel and Steel Products](#), [Iron and Steel](#), [Ferrous Metals Products](#), [Alloy Steel](#), [Cold Rolling](#), [Foundry](#), [Hot rolling](#), [Pelletizing](#), [Rolling](#), [Rolling Mill](#), [Stainless Steel](#), [Steel Mill](#), [Tinplate](#), [Carbon Steel](#), [Forge Products](#), [Mild Steels](#)

# Manufacturing Process

The creation of this concrete mixture is the first step in the LRPC production process. After the concrete has been made, it is poured into a mould to set. After that, the strand is put inside the mould to cure. Hydraulic jacks are utilized to compress the strands after the curing process. Depending on the project they are being used for, these strands are often compressed at various amounts. For instance, only 200 tonnes per metre of pressure may be used for shorter spans or lighter loads, whereas 600 tonnes per metre of pressure may be applied for longer spans or heavier loads.

***Read Similar Articles: [IRON AND STEEL PROJECTS](#)***

# Benefits Of Starting Business Of Low Relaxation Pre-Stressed Concrete Steel Strand (LRPC)

Among the advantages of LRPC business are:

1. Higher temperatures result in better performance.
2. Reduces the cost of the project by using fewer anchorages, sheathings, wedges, and workers.
3. Reduces the amount of concrete used because the structural elements are smaller.
4. Utilize thermo-mechanical processing to do away with the need for additional post-straightening treatment.
5. Less loss of relaxation.
6. Increased breaking loads
7. Greater resilience to corrosion and fatigue.
8. Increased proof loads.
9. Increased resilience to corrosion and fatigue

**Watch Video: [Manufacturing of Steel Shots & Grits.](#)**

# Market Size in India

During the projected period of 2019–2024, the pre-stressed concrete steel strand market is anticipated to expand at a CAGR of 5.5%. Pre-stressed concrete steel strand is anticipated to have the greatest market in the Asia-Pacific region, followed by North America and Europe. In the coming years, a sizable increase in demand for low relaxation pre-stressed concrete steel strand is anticipated in India. This is a result of the growing need for infrastructure development as well as the want for quicker and more effective construction techniques. Pre-stressed concrete steel strand is in high demand in India due to the country's burgeoning building market.

*Read our Book Here: [The Complete Technology Book on Steel and Steel Products \(Fasteners, Seamless Tubes, Casting, Rolling of Flat Products & others\)](#)*



# Global Market Outlook

During the forecast period, the global market for low relaxation pre-stressed concrete steel strand (LRPC) is anticipated to expand (2019-2024). The largest market for LRPC is anticipated to be in the Asia-Pacific region, followed by North America and Europe. The Asia-Pacific region's expanding building industry is the primary cause of the rising demand for LRPC there. This prosperity has also been fueled by the region's access to a skilled labour force. During this time, it is anticipated that stronger safety requirements in North America and Europe will increase demand for LRPC.

***Related Feasibility Study Reports: [Steel and Steel Products](#), [Iron and Steel](#), [Ferrous Metals Products](#), [Alloy Steel](#) , [Cold Rolling](#), [Foundry](#) , [Hot rolling](#) , [Pelletizing](#) , [Rolling](#) , [Rolling Mill](#) , [Stainless Steel](#) , [Steel Mill](#) , [Tinplate](#), [Carbon Steel](#), [Forge Products](#), [Mild Steels Projects](#)***

Watch other Informative Videos: [Steel and Steel Products](#), [Iron and Steel](#), [Ferrous Metals Products](#), [Alloy Steel](#), [Tinplate](#), [Carbon Steel](#), [Steel Mill](#), [Forge Products](#), [Mild Steels Projects](#)

# Key Players

- Jindal Steel & Power
- Tata Steel
- Sail
- Limited Company (Ltd. / Pvt. Ltd.)



# PROJECT AT A GLANCE

COST OF PROJECT				MEANS OF FINANCE			
Particulars	Existing	Proposed	Total	Particulars	Existing	Proposed	Total
Land & Site Development Exp.	0.00	340.00	340.00	Capital	0.00	1342.53	1342.53
Buildings	0.00	554.00	554.00	Share Premium	0.00	0.00	0.00
Plant & Machineries	0.00	3561.00	3561.00	Other Type Share Capital	0.00	0.00	0.00
Motor Vehicles	0.00	20.00	20.00	Reserves & Surplus	0.00	0.00	0.00
Office Automation Equipments	0.00	201.00	201.00	Cash Subsidy	0.00	0.00	0.00
Technical Knowhow Fees & Exp.	0.00	120.00	120.00	Internal Cash Accruals	0.00	0.00	0.00
Franchise & Other Deposits	0.00	0.00	0.00	Long/Medium Term Borrowings	0.00	4027.58	4027.58
Preliminary& Pre-operative Exp	0.00	5.00	5.00	Debentures / Bonds	0.00	0.00	0.00
Provision for Contingencies	0.00	326.00	326.00	Unsecured Loans/Deposits	0.00	0.00	0.00
Margin Money - Working Capital	0.00	243.11	243.11				
<b>TOTAL</b>	<b>0.00</b>	<b>5370.11</b>	<b>5370.11</b>	<b>TOTAL</b>	<b>0.00</b>	<b>5370.11</b>	<b>5370.11</b>

Year	Annualised		Book Value	Debt	Dividend	Retained Earnings		Payout	Probable Market Price	P/E Ratio	Yield Price/ Book Value
	EPS	CEPS				Per Share	Per Share				
										No.of Times	
						%		%			%
1-2	5.04	10.02	15.04	24.00	0.00	100.00	5.04	0.00	5.04	1.00	0.00
2-3	7.42	11.70	22.46	18.00	0.00	100.00	7.42	0.00	7.42	1.00	0.00
3-4	9.83	13.50	32.29	12.00	0.00	100.00	9.83	0.00	9.83	1.00	0.00
4-5	12.20	15.36	44.49	6.00	0.00	100.00	12.20	0.00	12.20	1.00	0.00
5-6	14.51	17.23	59.00	0.00	0.00	100.00	14.51	0.00	14.51	1.00	0.00

Year	D. S. C. R.			Debt / - Deposits Debt	Equity as- Equity	Total Net Worth	Return on Net Worth	Profitability Ratio				Assets Turnover Ratio	Current Ratio	
	Individual	Cumulative	Overall					GPM	PBT	PAT	Net Contributi on			P/V Ratio
	(Number of times)			(Number of times)	%	%	%	%	%	%				
<b>Initial</b>				<b>3.00</b>	<b>3.00</b>									
<b>1-2</b>	<b>1.46</b>	<b>1.46</b>		<b>1.60</b>	<b>1.60</b>	<b>2.21</b>		<b>13.74%</b>	<b>7.83%</b>	<b>6.26%</b>	<b>3677.86</b>	<b>34.05%</b>	<b>1.70</b>	<b>0.99</b>
<b>2-3</b>	<b>1.70</b>	<b>1.57</b>		<b>0.80</b>	<b>0.80</b>	<b>1.27</b>		<b>16.15%</b>	<b>11.44%</b>	<b>7.91%</b>	<b>4268.19</b>	<b>33.87%</b>	<b>1.86</b>	<b>1.33</b>
<b>3-4</b>	<b>1.99</b>	<b>1.70</b>	<b>2.00</b>	<b>0.37</b>	<b>0.37</b>	<b>0.75</b>		<b>17.78%</b>	<b>13.99%</b>	<b>9.16%</b>	<b>4877.39</b>	<b>33.87%</b>	<b>1.92</b>	<b>1.72</b>
<b>4-5</b>	<b>2.34</b>	<b>1.84</b>		<b>0.13</b>	<b>0.13</b>	<b>0.44</b>		<b>18.89%</b>	<b>15.80%</b>	<b>10.11%</b>	<b>5486.59</b>	<b>33.87%</b>	<b>1.90</b>	<b>2.14</b>
<b>5-6</b>	<b>2.76</b>	<b>2.00</b>		<b>0.00</b>	<b>0.00</b>	<b>0.26</b>		<b>19.63%</b>	<b>17.10%</b>	<b>10.82%</b>	<b>6095.79</b>	<b>33.87%</b>	<b>1.82</b>	<b>3.63</b>

**BEP****BEP - Maximum Utilisation Year****5****Cash BEP (% of Installed Capacity)****43.46%****Total BEP (% of Installed Capacity)****49.45%****IRR, PAYBACK and FACR****Internal Rate of Return .. ( In %age )****24.87%****Payback Period of the Project is ( In Years )****2 Years 3 Months****Fixed Assets Coverage Ratio ( No. of times )****6.624**

# TABLE OF CONTENT

# 1.INTRODUCTION

# 2.STRENGTH OF LRPC

# 3.BENEFITS OF LRPC

# 4.ADVANTAGES OF LOW RELAXATION STRAND

# 5.USES AND APPLICATION

# 6.PRODUCT DESCRIPTION

1.Introduction

2.Stranded Wire Structure

# 7.B.I.S. SPECIFICATION

*1.IS 14268: 2017 Uncoated Stress Relieved Low Relaxation Seven-Wire (Ply) Strand for Prestressed Concrete - Specification (First Revision)*

# 8.MARKET SURVEY

1.Industry Insights

2.Surface Coatings Insights

3.Application Insights

4.Regional Insights

5.Prestressed Concrete Wire and Strand Market Share Insight

6.Steel Plants in India

7.Investments

8.Government Initiatives

## 9. EXPORT & IMPORT: ALL COUNTRIES

- 1. Export: All Countries
- 2. Import: All Countries

## 10. FINANCIALS & COMPARISON OF MAJOR INDIAN PLAYERS/COMPANIES

1. About Financial Statements of CMIE Database

2. Profits & Appropriations

3. Total Liabilities

4. Total Assets

5. Net Cash Flow from Operating Activities

6. Section – I

*1. Name of Company with Contact Details*

*2. Name of Director(S)*

*3. Plant Capacity*

*4. Location of Plant*

*5. Name of Raw Material(S) Consumed with Quantity & Cost*

7. Section– II

*1. Assets*

*2. Cash Flow*

*3. Cost as %age of Sales*

*4. Growth in Assets & Liabilities*

*5. Growth in Income & Expenditure*



**6. Income & Expenditure**

**7. Liabilities**

**8. Liquidity Ratios**

**9. Profitability Ratio**

**10. Profits**

**11. Return Ratios**

**12. Structure of Assets & Liabilities**

**13. Working Capital & Turnover Ratios**

**11. COMPANY PROFILE OF MAJOR PLAYERS**

**12. EXPORT STATISTICS OF INDIA**

**13. PRESENT MANUFACTURERS**

**14. RAW MATERIAL**

**15. MANUFACTURING PROCESS**

**16. PROCESS FLOW DIAGRAM**

**17. BUYER'S LIST**

**1. Contact Details of Buyer's**

**2. Name of Director(S)**

**3. Credit Ratings**

**4. Plant Capacity**

**5. Company Wise Consumption Detail of the Raw Materials**



**18.SUPPLIERS OF PLANT & MACHINERY**

**19.SUPPLIERS OF RAW MATERIAL**

**20.PHOTOGRAPHS/IMAGES FOR REFERENCE**

- 1.Machinery Photographs**
- 2.Raw Material Photographs**
- 3.Product Photographs**

**21.PLANT LAYOUT**

**22.QUOTATION OF PLANT, MACHINERY AND EQUIPMENTS FROM SUPPLIER**



# TAGS

**#LowRelaxation, #Pre-StressedConcrete,**  
**#Steelindustry, #SteelStrand,#(LRPC),**  
**#Concrete, #ManufacturingBusinessPlan,**  
**#MostProfitableBusiness, #Startup, #NPCS,**  
**#EntrepreneurIndia,#profitablebusiness,**  
**#Business,**



# Major Queries/Questions Answered in Business Plan

- 1. How has the Business of Low Relaxation Pre-Stressed Concrete Steel Strand (LRPC) performed so far and how will it perform in the coming years?**
- 2. What is the Business Feasibility Study of Low Relaxation Pre-Stressed Concrete Steel Strand (LRPC) ?**
- 3. What are the requirements of Working Capital for setting up the Business of Low Relaxation Pre-Stressed Concrete Steel Strand (LRPC) ?**




- 4. What is the structure of the Business of Low Relaxation Pre-Stressed Concrete Steel Strand (LRPC) and who are the key/major players?**
- 5. What is the total Startup cost for setting up the Business of Low Relaxation Pre-Stressed Concrete Steel Strand (LRPC) ?**
- 6. What are the operating costs for setting up the Business of Low Relaxation Pre-Stressed Concrete Steel Strand (LRPC) ?**



**7. What are the machinery and equipment requirements for setting up the Business of Low Relaxation Pre-Stressed Concrete Steel Strand (LRPC) ?**

**8. Who are the Suppliers and Manufacturers of Plant & Machinery for setting up the Business of Low Relaxation Pre-Stressed Concrete Steel Strand (LRPC) ?**

**9. What are the requirements of raw material for setting up the Business of Low Relaxation Pre-Stressed Concrete Steel Strand (LRPC) ?**



**10. Who are the Suppliers and Manufacturers of Raw materials for setting up the Business of Low Relaxation Pre-Stressed Concrete Steel Strand (LRPC) ?**

**11. What is the Manufacturing Process of the Business of Low Relaxation Pre-Stressed Concrete Steel Strand (LRPC) ?**

**12. What is the total size of land required for setting up the Business of Low Relaxation Pre-Stressed Concrete Steel Strand (LRPC) ?**



**13. What will be the income and expenditures for the Business of Low Relaxation Pre-Stressed Concrete Steel Strand (LRPC) ?**

**14. What are the Projected Balance Sheets of the Business of Low Relaxation Pre-Stressed Concrete Steel Strand (LRPC) ?**

**15. What are the requirement of utilities and overheads for setting up the Business of Low Relaxation Pre-Stressed Concrete Steel Strand (LRPC)?**





**16. What is the Built up Area Requirement and cost for setting up the Business of Low Relaxation Pre-Stressed Concrete Steel Strand (LRPC) ?**


**17. What are the Personnel (Manpower) Requirements for setting up the Business of Low Relaxation Pre-Stressed Concrete Steel Strand (LRPC)?**

**18. What are Statistics of Import & Export for the Business of Low Relaxation Pre-Stressed Concrete Steel Strand (LRPC) ?**

**19. What is the time required to break-even?**



- 20. What is the Break-Even Analysis of the Business of Low Relaxation Pre-Stressed Concrete Steel Strand (LRPC) ?**
- 21. What are the Project financials of the Business of Low Relaxation Pre-Stressed Concrete Steel Strand (LRPC)?**
- 22. What are the Profitability Ratios of the Business of Low Relaxation Pre-Stressed Concrete Steel Strand (LRPC) ?**
- 23. What is the Sensitivity Analysis-Price/Volume of the Business of Low Relaxation Pre-Stressed Concrete Steel Strand (LRPC)?**
- 24. What are the Projected Pay-Back Period and IRR of the Business of Low Relaxation Pre-Stressed Concrete Steel Strand (LRPC) ?**



**25. What is the Process Flow Sheet Diagram of the Business of Low Relaxation Pre-Stressed Concrete Steel Strand (LRPC)?**

**26. What are the Market Opportunities for setting up the Business of Low Relaxation Pre-Stressed Concrete Steel Strand (LRPC) ?**

**27. What is the Market Study and Assessment for setting up the Business of Low Relaxation Pre-Stressed Concrete Steel Strand (LRPC)?**

**28. What is the Plant Layout for setting up the Business of Low Relaxation Pre-Stressed Concrete Steel Strand (LRPC) ?**



# Financial Statements of the Business

## Project at a Glance

## Annexure

- Assumptions for Profitability workings .....1
- Plant Economics.....2
- Production Schedule.....3
- Land & Building.....4
  - Factory Land & Building
  - Site Development Expenses



- **Plant & Machinery.....5**
  - Indigenous Machineries
  - Other Machineries (Miscellaneous, Laboratory etc.)
  
- **Other Fixed Assets.....6**
  - Furniture & Fixtures
  - Pre-operative and Preliminary Expenses
  - Technical Knowhow
  - Provision of Contingencies
  
- **Working Capital Requirement Per Month.....7**
  - Raw Material
  - Packing Material
  - Lab & ETP Chemical Cost
  - Consumable Store

- **Overheads Required Per Month and Per Annum.....8**
  - Utilities & Overheads (Power, Water and Fuel Expenses etc.)**
  - Royalty and Other Charges**
  - Selling and Distribution Expenses**
- **Salary and Wages .....9**
- **Turnover Per Annum .....10**
- **Share Capital.....11**
  - Equity Capital**
  - Preference Share Capital**

- **Annexure 1 :: Cost of Project and Means of Finance**
  
- **Annexure 2 :: Profitability and Net Cash Accruals**
  - **Revenue/Income/Realisation**
  - **Expenses/Cost of Products/Services/Items**
  - **Gross Profit**
  - **Financial Charges**
  - **Total Cost of Sales**
  - **Net Profit After Taxes**
  - **Net Cash Accruals**

- **Annexure 3 :: Assessment of Working Capital requirements**

**Current Assets**

**Gross Working Capital**

**Current Liabilities**

**Net Working Capital**

**Working Note for Calculation of Work-in-process**

- **Annexure 4 :: Sources and Disposition of Funds**



- **Annexure 5 :: Projected Balance Sheets**

- ROI (Average of Fixed Assets)
- RONW (Average of Share Capital)
- ROI (Average of Total Assets)

- **Annexure 6 :: Profitability Ratios**

- D.S.C.R
- Earnings Per Share (EPS)
- Debt Equity Ratio

- **Annexure 7 :: Break-Even Analysis**
  - **Variable Cost & Expenses**
  - **Semi-Variable/Semi-Fixed Expenses**
  - **Profit Volume Ratio (PVR)**
  - **Fixed Expenses / Cost**
  - **B.E.P**

## • Annexure 8 to 11 :: Sensitivity Analysis-Price/Volume

- Resultant N.P.B.T
- Resultant D.S.C.R
- Resultant PV Ratio
- Resultant DER
- Resultant ROI
- Resultant BEP

- **Annexure 12 :: Shareholding Pattern and Stake Status**
  - **Equity Capital**
  - **Preference Share Capital**
- **Annexure 13 :: Quantitative Details-Output/Sales/Stocks**
  - **Determined Capacity P.A of Products/Services**
  - **Achievable Efficiency/Yield % of Products/Services/Items**
  - **Net Usable Load/Capacity of Products/Services/Items**
  - **Expected Sales/ Revenue/ Income of Products/ Services/ Items**

- **Annexure 14 :: Product wise Domestic Sales Realisation**
- **Annexure 15 :: Total Raw Material Cost**
- **Annexure 16 :: Raw Material Cost per unit**
- **Annexure 17 :: Total Lab & ETP Chemical Cost**
- **Annexure 18 :: Consumables, Store etc.**
- **Annexure 19 :: Packing Material Cost**
- **Annexure 20 :: Packing Material Cost Per Unit**

- **Annexure 21** :: **Employees Expenses**
- **Annexure 22** :: **Fuel Expenses**
- **Annexure 23** :: **Power/Electricity Expenses**
- **Annexure 24** :: **Royalty & Other Charges**
- **Annexure 25** :: **Repairs & Maintenance Expenses**
- **Annexure 26** :: **Other Manufacturing Expenses**
- **Annexure 27** :: **Administration Expenses**
- **Annexure 28** :: **Selling Expenses**

- **Annexure 29 :: Depreciation Charges – as per Books (Total)**
- **Annexure 30 :: Depreciation Charges – as per Books (P & M)**
- **Annexure 31 :: Depreciation Charges - as per IT Act WDV (Total)**
- **Annexure 32 :: Depreciation Charges - as per IT Act WDV (P & M)**
- **Annexure 33 :: Interest and Repayment - Term Loans**
- **Annexure 34 :: Tax on Profits**
- **Annexure 35 :: Projected Pay-Back Period and IRR**



For more Business Plans and further details, visit at:

[Project Reports & Profiles](#)

[BOOKS & DATABASES](#)

[Market Research Report](#)



# Must Visit Links

**Looking for a Startup Consulting Services, [Click Here](#)**

**Start a Business in Africa, [Click Here](#)**

**Start a Business in India, [Click Here](#)**

**Start a Business in Middle East, [Click Here](#)**

**Start a Business in Asia, [Click Here](#)**

**Start a Business in Potential Countries for Doing Business, [Click Here](#)**


**Best Industry for Doing Business, [Click Here](#)**

**Business Ideas with Low, Medium & High Investment, [Click Here](#)**

**Looking for Most Demandable Business Ideas for Startups, [Click Here](#)**

# Reasons for Buying Our Business Plan

- ✓ **The Business Plan helps you to identify a profitable project for investing or diversifying into by throwing light to crucial areas like industry size, market potential of the product and reasons for investing in the product**
- ✓ **This Business Plan provides vital information on the product like it's characteristics and segmentation**
- ✓ **This Business Plan helps you market and place the product correctly by identifying the target customer group of the product**

- 
- ✓ **This Business Plan helps you understand the viability of the project by disclosing details like machinery required, project costs and snapshot of other project financials**
  - ✓ **The Business Plan provides a glimpse of government regulations applicable on the industry**
  - ✓ **The Business Plan provides forecasts of key parameters which helps anticipate the industry performance and make sound business decisions**

# Our Approach

- **Our research reports broadly cover Indian markets, present analysis, outlook and forecast for a period of five years.**
- **The market forecasts are developed on the basis of secondary research and are cross-validated through interactions with the industry players**
- **We use reliable sources of information and databases. And information from such sources is processed by us and included in the report**

## **How to Choose The Right Business For You?**

***Free Instant Online Project Identification and Selection Service***

**Our Team has simplified the process for you by providing a "Free Instant Online Project Identification & Selection" search facility to identify Businesses based on multiple search parameters related to project costs namely: Plant & Machinery Cost, Total Capital Investment, Cost of the project, Rate of Return% (ROR) and Break Even Point % (BEP). You can sort the Business Ideas on the basis of mentioned pointers and identify a suitable Business Plan matching your investment requisites.....[Read more](#)**

## [Download Complete List of Project Reports](#)

- [Detailed Project Reports](#)

**Visit:-** <https://www.entrepreneurindia.co/complete-project-list>

**NPCS is manned by engineers, planners, specialists, financial experts, economic analysts and design specialists with extensive experience in the related industries.**

**Our Market Survey cum Detailed Techno Economic Feasibility Report provides an insight of market in India. The report assesses the market sizing and growth of the Industry. While expanding a current business or while venturing into new business, entrepreneurs are often faced with the dilemma of zeroing in on a suitable product/line.**



**And before diversifying/venturing into any product, they wish to study the following aspects of the identified product:**

- **Good Present/Future Demand**
- **Export-Import Market Potential**
- **Raw Material & Manpower Availability**
- **Project Costs and Payback Period**

**The Business Plan covers all aspect of business, from analyzing the market, confirming availability of various necessities such as Manufacturing Plant, Detailed Project Report, Profile, Business Plan, Industry Trends, Market Research, Survey, Manufacturing Process, Machinery, Raw Materials, Feasibility Study, Investment Opportunities, Cost and Revenue, Plant Economics, Production Schedule,**

**Working Capital Requirement, uses and applications, Plant Layout, Project Financials, Process Flow Sheet, Cost of Project, Projected Balance Sheets, Profitability Ratios, Break Even Analysis. The DPR (Detailed Project Report) is formulated by highly accomplished and experienced consultants and the market research and analysis are supported by a panel of experts and digitalized data bank.**

**We at NPCS, through our reliable expertise in the project consultancy and market research field, have demystified the situation by putting forward the emerging business opportunity in India along with its business prospects.....[Read more](#)**

# Who are we?

**A trusted and leading name in the industry, we have been putting forth exceptionally integrated and comprehensive technical consultancy services. We believe that project consultancy serves as a critical element for the success of your projects. Moreover, we keep in mind that no client is the same and nor are the requirements. Therefore, we ensure uniqueness in every service you avail from us.**

# What do we offer?

- **Selection of Right Business Ideas For You (Project Identification)**
- **Detailed Project Reports/Pre-feasibility Reports**
- **Market Research Reports**
- **Business Plan**
- **Technology Books and Directory**
- **Industry Trend**
- **Databases on CD-ROM**
- **Laboratory Testing Services**
- **Turnkey Project Consultancy/Solutions**
- **Entrepreneur India (An Industrial Monthly Journal)**

## How are we different ?

- We have two decades long experience in project consultancy and market research field
- We empower our customers with the prerequisite know-how to take sound business decisions
- We help catalyze business growth by providing distinctive and profound market analysis
- We serve a wide array of customers , from individual entrepreneurs to Corporations and Foreign Investors
- We use authentic & reliable sources to ensure business precision

## **Who do we Serve?**

- Public-sector Companies
- Corporates
- Government Undertakings
- Individual Entrepreneurs
- NRI's
- Foreign Investors
- Non-profit Organizations, NBFC's
- Educational Institutions
- Embassies & Consulates
- Consultancies
- Industry / trade associations

# Our Approach

**Requirement collection**

**Thorough analysis of the project**

**Economic feasibility study of the Project**

**Market potential survey/research**

**Report Compilation**



- Ayurvedic And Herbal Medicines, Herbal Cosmetics
- Alcoholic And Non Alcoholic Beverages, Drinks
- Adhesives, Industrial Adhesive, Sealants, Glues, Gum & Resin
- Activated Carbon & Activated Charcoal
- Aluminium And Aluminium Extrusion Profiles & Sections,
- Bio-fertilizers And Biotechnology
- Breakfast Snacks And Cereal Food
- Bicycle Tyres & Tubes, Bicycle Parts, Bicycle Assembling
- Bamboo And Cane Based Projects
- Building Materials And Construction Projects
- Biodegradable & Bioplastic Based Projects
- Chemicals (Organic And Inorganic)
- Confectionery, Bakery/Baking And Other Food
- Cereal Processing
- Coconut And Coconut Based Products
- Cold Storage For Fruits & Vegetables
- Coal & Coal Byproduct
- Copper & Copper Based Projects





- Dairy/Milk Processing
- Disinfectants, Pesticides, Insecticides, Mosquito Repellents,
- Electrical, Electronic And Computer based Projects
- Essential Oils, Oils & Fats And Allied
- Engineering Goods
- Fibre Glass & Float Glass
- Fast Moving Consumer Goods
- Food, Bakery, Agro Processing
- Fruits & Vegetables Processing
- Ferro Alloys Based Projects
- Fertilizers & Biofertilizers
- Ginger & Ginger Based Projects
- Herbs And Medicinal Cultivation And Jatropha (Biofuel)
- Hotel & Hospitality Projects
- Hospital Based Projects
- Herbal Based Projects
- Inks, Stationery And Export Industries
- Infrastructure Projects
- Jute & Jute Based Products





- Leather And Leather Based Projects
- Leisure & Entertainment Based Projects
- Livestock Farming Of Birds & Animals
- Minerals And Minerals
- Maize Processing(Wet Milling) & Maize Based Projects
- Medical Plastics, Disposables Plastic Syringe, Blood Bags
- Organic Farming, Neem Products Etc.
- Paints, Pigments, Varnish & Lacquer
- Paper And Paper Board, Paper Recycling Projects
- Printing Inks
- Packaging Based Projects
- Perfumes, Cosmetics And Flavours
- Power Generation Based Projects & Renewable Energy Based Projects
- Pharmaceuticals And Drugs
- Plantations, Farming And Cultivations
- Plastic Film, Plastic Waste And Plastic Compounds
- Plastic, PVC, PET, HDPE, LDPE Etc.

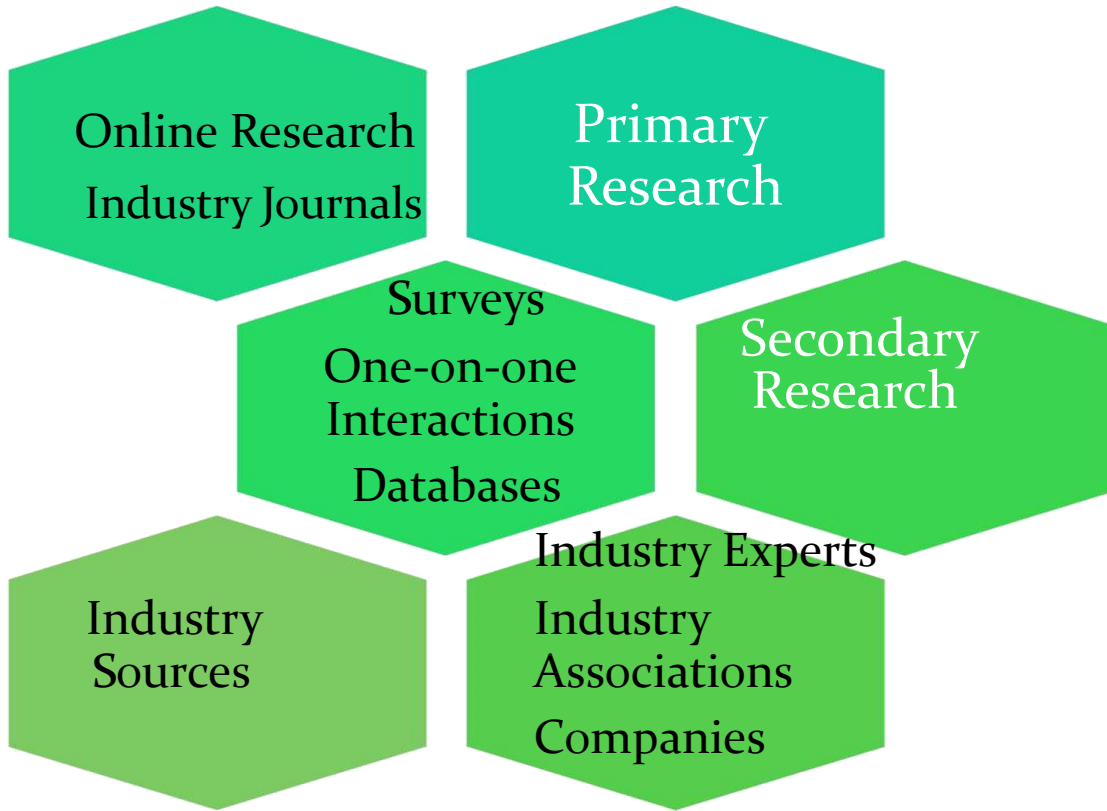
- Potato And Potato Based Projects
- Printing And Packaging
- Real Estate, Leisure And Hospitality
- Rubber And Rubber Products
- Soaps And Detergents
- Stationary Products
- Spices And Snacks Food
- Steel & Steel Products
- Textile Auxiliary And Chemicals
- Township & Residential Complex
- Textiles And Readymade Garments
- Waste Management & Recycling
- Wood & Wood Products
- Water Industry(Packaged Drinking Water & Mineral Water)
- Wire & Cable

- To get a detailed scenario of the industry along with its structure and classification
- To provide a comprehensive analysis of the industry by covering aspects like:
  - Growth drivers of the industry
  - Latest market trends
  - Insights on regulatory framework
  - SWOT Analysis
  - Demand-Supply Situation
  - Foreign Trade
  - Porters 5 Forces Analysis
- To provide forecasts of key parameters which helps to anticipate the industry performance
- To help chart growth trajectory of a business by detailing the factors that affect the industry growth
- To help an entrepreneur/manager in keeping abreast with the changes in the industry
- To evaluate the competitive landscape of the industry by detailing:
  - Key players with their market shares
  - Financial comparison of present players

- Venturist/Capitalists
- Entrepreneur/Companies
- Industry Researchers
- Investment Funds
- Foreign Investors, NRI's
- Project Consultants/Chartered Accountants
- Banks
- Corporates

[Click here for list](#)

# Data Sources



# Scope & Coverage



⌘ Our research team comprises of experts from various financial fields:

⌘ MBA's

⌘ Industry Researchers

⌘ Financial Planners

⌘ Research veterans with decades of experience



# *Visit us at*



[www.entrepreneurindia.co](http://www.entrepreneurindia.co)



[www.niir.org](http://www.niir.org)

[www.niir.org](http://www.niir.org)

[www.entrepreneurindia.co](http://www.entrepreneurindia.co)



**Take a look at  
NIIR PROJECT CONSULTANCY SERVICES  
on #Street View**

[google-street-view](#)

**Locate us on  
[Google Maps](#)**



AN ISO 9001 : 2015 CERTIFIED COMPANY

***NIIR PROJECT CONSULTANCY SERVICES***

**Entrepreneur India**

# Contact us

## ***NIIR PROJECT CONSULTANCY SERVICES***

### **Entrepreneur India**

106-E, Kamla Nagar, Opp. Mall ST,

New Delhi-110007, India.

Email: [npcs.ei@gmail.com](mailto:npcs.ei@gmail.com) , [info@entrepreneurindia.co](mailto:info@entrepreneurindia.co)

Tel: +91-11-23843955, 23845654, 23845886

Mobile: +91-9097075054, 8800733955

Fax: +91-11-23845886

Website : [www.entrepreneurindia.co](http://www.entrepreneurindia.co) , [www.niir.org](http://www.niir.org)

Take a look at ***NIIR PROJECT CONSULTANCY SERVICES*** on #StreetView

[google-street-view](https://www.google.com/maps/@28.6452711,77.1820529,15z)

# Follow us



<https://www.linkedin.com/company/niir-project-consultancy-services>



<https://www.facebook.com/NIIR.ORG>



<https://www.youtube.com/user/NIIRproject>



[https://twitter.com/npcs\\_in](https://twitter.com/npcs_in)



<https://www.pinterest.com/npcsindia/>



# THANK YOU

For more information, visit us at:

[www.entrepreneurindia.co](http://www.entrepreneurindia.co)

[www.niir.org](http://www.niir.org)

